




Thank you so much for volunteering your time to help in this crucial election year!


Below you'll find drafted sample language for our **Early Voting/GOTV effort** rolling out over the next few weeks.

To make it easy for you, and so you don't have to memorize anything, we have uploaded the draft script (s) into a teleprompter recording app.

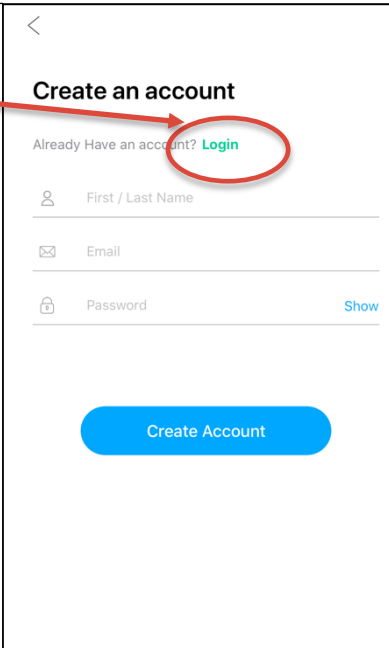
**PLEASE FOLLOW THE INSTRUCTIONS BELOW TO RECORD A SHORT SEGMENT.**

1. **Download** the teleprompter recording app called [BIGVU Teleprompter Video Maker](https://bigvu.tv/).  
<https://bigvu.tv/>

2. Click on the Mail/envelope icon  
  
on the bottom right.

A screenshot of the BIGVU app's login screen. It features a background image of a smiling woman holding a smartphone. At the bottom, there are three login options: 'Sign in with Apple', a Facebook icon, and a Google icon. A red arrow points from the 'Mail/envelope icon' mentioned in the text to the email icon on the right side of the login buttons.

3. Click on Already Have an account **Login**  
*Do NOT create an account*

A screenshot of the 'Create an account' screen in the BIGVU app. The screen has a white background with a back arrow in the top left corner. The title 'Create an account' is at the top. Below it, the text 'Already Have an account? Login' is displayed, with 'Login' in green and circled in red. A red arrow points from the 'Login' text in the instructions to this circled 'Login' link. Below the link are three input fields: 'First / Last Name', 'Email', and 'Password'. The 'Password' field has a 'Show' link to its right. At the bottom is a blue button labeled 'Create Account'.

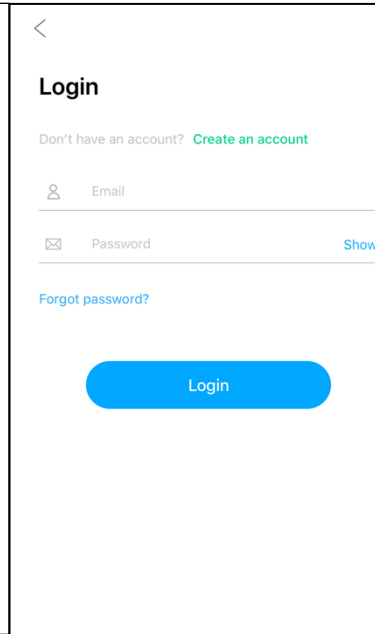
4.

**Login** using the following information

Email:

*intern@thehometownproject.org*

password: Victory2020!



5. Click on the bottom left icon of the app  /Projects

6. Then select the script with: **"Your Name": GOTV Animation** Note: There will be scripts for other artists listed amongst yours. If you do not see your script immediately, try swiping down to refresh the script page.

7. When you are Ready to Record, press camera button in the bottom center of the screen. (you may get a prompt that says "Camera permission required" to enable your camera and microphone in device settings). After ensuring this is done, return to the app/script. The scripted text and front facing camera will appear. PLEASE RECORD IN HORIZONTAL/LANDSCAPE (not vertical). Please center yourself in the frame with some space on either side.

- *Instead of holding the phone, we suggest propping the phone up on a level surface, at eye level, and keeping the phone stationary on the surface while recording.*
- *Please record against a white background to allow for animation integration in post. Anything in italics will be animation and not to be read. Italics will not appear in teleprompter.*
- *This app allows you to record several takes and save them - feel free to try a few if you wish.*
- *To add or edit the text - simply click on the words to edit.*
- *If you wish to change the teleprompter speed, go to settings on the lower right of the app, and click on "Teleprompter settings" and Words per minute to adjust as you wish.*

- *Press record, and watch the countdown to “1”. The text will scroll and you can begin reading/recording!*
8. Once you have a take that you are happy with, select the video you wish to use, then click Upload. **You may have to scroll down a bit to find the upload icon. This is an important step that will allow us to access the video.**
  9. After we receive the upload, we will review and follow up with you on next steps regarding our distribution process. We will tag you and candidates in the post so that you can re-share if you wish.

Thanks again, and let us know if you have any questions.

### **TIPS FOR TAKING VIDEO**

Have good lighting  
& avoid backlighting

Center yourself and make sure  
your face fits in the screen



Shoot horizontally & leave space on either side  
(we may crop the sides later)

#### **Other tips:**

- Instead of holding the phone, we suggest propping the phone up on a level surface, at eye level, and keeping the phone stationary on the surface while recording.
- Shoot in a quiet place and limit background noise
- At the end of the scrolling of text, take a beat, the video will automatically stop recording once the text is finished.

## **GOTV ANIMATION SCRIPT**

*Please record against a white background to allow for animation integration in post. Anything in italics will be animation and not to be read. Italics will not appear in teleprompter.*

*The Energizer stands against a white background.*

### **ENERGIZER**

**Hi, I'm [Energizer Name]. Before I was [role] from [credit], I was [First name] from [Hometown]**

*We see the ENERGIZER as a child in front of a house in Hometown in Ohio.*

### **ENERGIZER**

**This community made me who I am today.**

*Shot of a GRADE SCHOOL ENERGIZER raising hand in classroom.*

*Shot of SLIGHTLY OLDER ENERGIZER getting temperature taken by doctor.*

*Shot of HIGH SCHOOL-AGED ENERGIZER and MANAGER in front of a store with a "Help Wanted" sign.*

*The Manager removes the "Help Wanted" sign and shakes the Energizer's hand.*

### **ENERGIZER**

**When I was a kid, I didn't know how it all comes together-- but now I understand, our communities are stronger when we vote for Representatives who look out for our interests.**

*Shot of REPRESENTATIVES debating in the State House of Representatives chamber.*

### **ENERGIZER**

**Today it's up to us. We can elect state and local leaders who prioritize the needs of the people they represent - in our rural communities, small towns and cities - to ensure Ohio is a place where everyone has access to quality public education and training, improved healthcare, good jobs and an economy that works for everyone. There is so much at stake.**

*Shot of ENTHUSIASTIC KIDS in a classroom*

*Shot of a MAN drinking clean water from a sink*

*Shot of a HAPPY COUPLE in front of a house with a SOLD sticker on a real estate lawn sign.*

### **ENERGIZER**

**In Ohio every registered voter has three safe and secure options for voting:**

**Vote by mail, Vote early in person starting Tuesday, Oct. 6 and Vote in person on Election Day, Tuesday, Nov. 3**

*Shot of website starting at "Get ready to vote" section. Scroll down through three options.*

**You can visit [MakeItCountOhio.com](https://www.makeltcountohio.com) for information about each option.**

**ENERGIZER**

**But honestly, this election is so important, I wouldn't wait until November to make your voice heard. Instead of early vote center traffic or election-day lines, you can fill out your ballot with family and friends - whether it's around the kitchen table, or via video chat.**

*Shot of a FAMILY filling out ballots around a kitchen table.*

*Shot of a MAN chatting via Zoom with a WOMAN.*

*Shot of an OLDER WOMAN putting her ballot in a mailbox.*

**Vote-by-mail ballots are the first to get counted on Election Night!**

**ENERGIZER**

**Request your ballot early. When you receive it in early October, given the state of the Postal Service, it's recommended you fill it out and mail it back by October 20th.**

*Shot of a large wall calendar with Oct 20th circled.*

**ENERGIZER**

**You can even go online and track your application and ballot to make sure it was received - just like you would track a package!**

**Make it Count, Ohio!**

*Shot of ENERGIZER checking the computer. The screen says "VOTE RECEIVED"*

*The ENERGIZER turns to the camera and points to the computer screen at the [voteohio.gov](https://voteohio.gov) website*